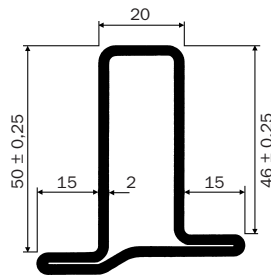
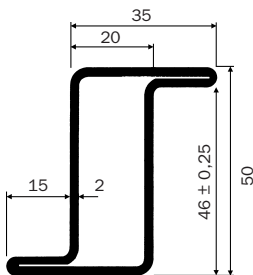
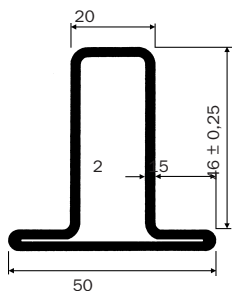


# SERIE B CARPINTERIA CERRAJERIA

REF. 5.481 - 2,857 kg/m

REF. 5.482 - 2,857 kg/m

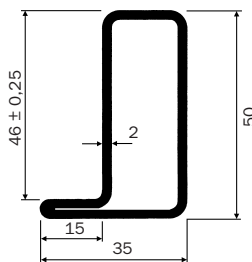
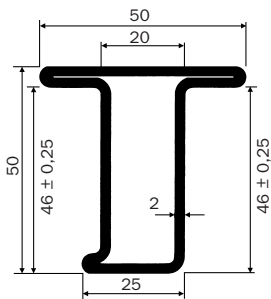
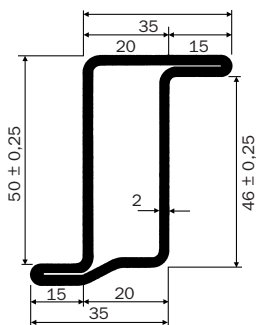
REF. 5.480 - 2,983 kg/m



REF. 5.483 - 2,912 kg/m

REF. 5.735 - 3,014 kg/m

REF. 5.479 - 2,464 kg/m



PDS/20 - 2,96 kg/m

PDS/26 - 1,94 kg/m

PDS/28 - 2,42 kg/m

